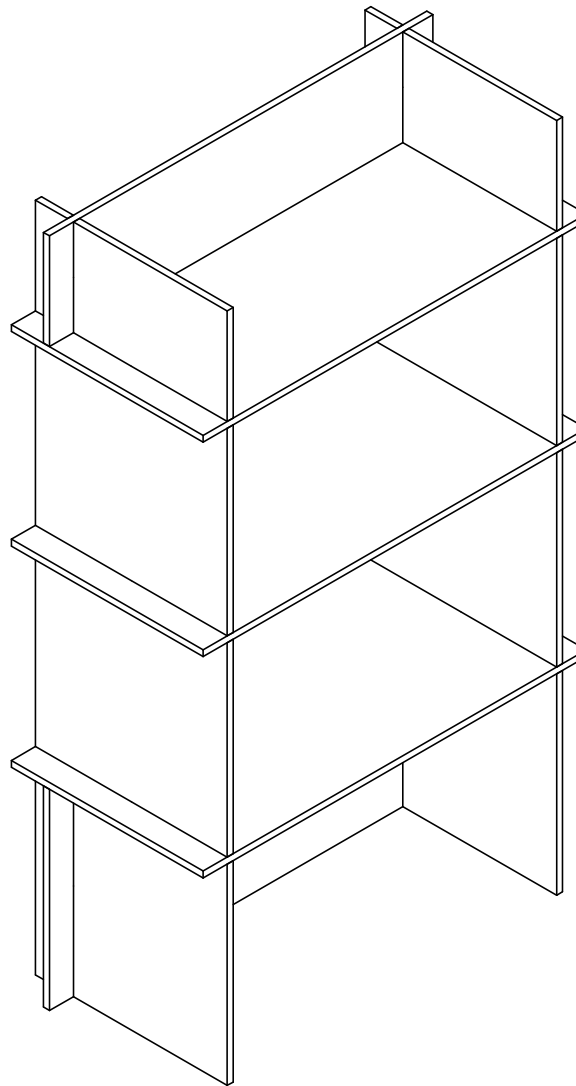


**NOTES:**

1. MAKE FROM EXACTLY TWO SHEETS OF 3/4 INCH PLYWOOD. SEE SHEETS 2 & 3 FOR CUT DIMENSIONS.
2. ALL SLOTS ARE 3/4 INCH WIDE (OR SLIGHTLY WIDER THAN THE ACTUAL PLYWOOD SHEET THICKNESS).



TITLE:			
<h1>Plykea Shelves</h1>			
SIZE	DWG. NO.	REV	
<b>A</b>	<b>Plykea Shelves</b>	<b>A</b>	
SCALE: 1:16		WEIGHT:	SHEET 1 OF 6

<p><b>USE ONLY WITH PAYMENT OF ROYALTY</b></p> <p>© 2007 Playatech – All Rights Reserved. The information contained in this drawing is the sole property of Playatech, and was created to benefit the entire Burning Man community. This design may be used only after royalty payment as described at <a href="http://www.playatech.com">www.playatech.com</a>.</p>	<p>UNLESS OTHERWISE SPECIFIED:</p> <p>ALL DIMENSIONS ARE IN INCHES</p> <p>TOLERANCES:</p> <p>ONE PLACE DECIMAL ± .125</p> <p>TWO PLACE DECIMAL ± .10</p> <p>ANGULAR: ± 2°</p>	MATERIAL		NAME	DATE
		3/4 inch plywood		Wristy	6/26/07
		FINISH		Sunshine	5/27/05
		DO NOT SCALE DRAWING			

5

4

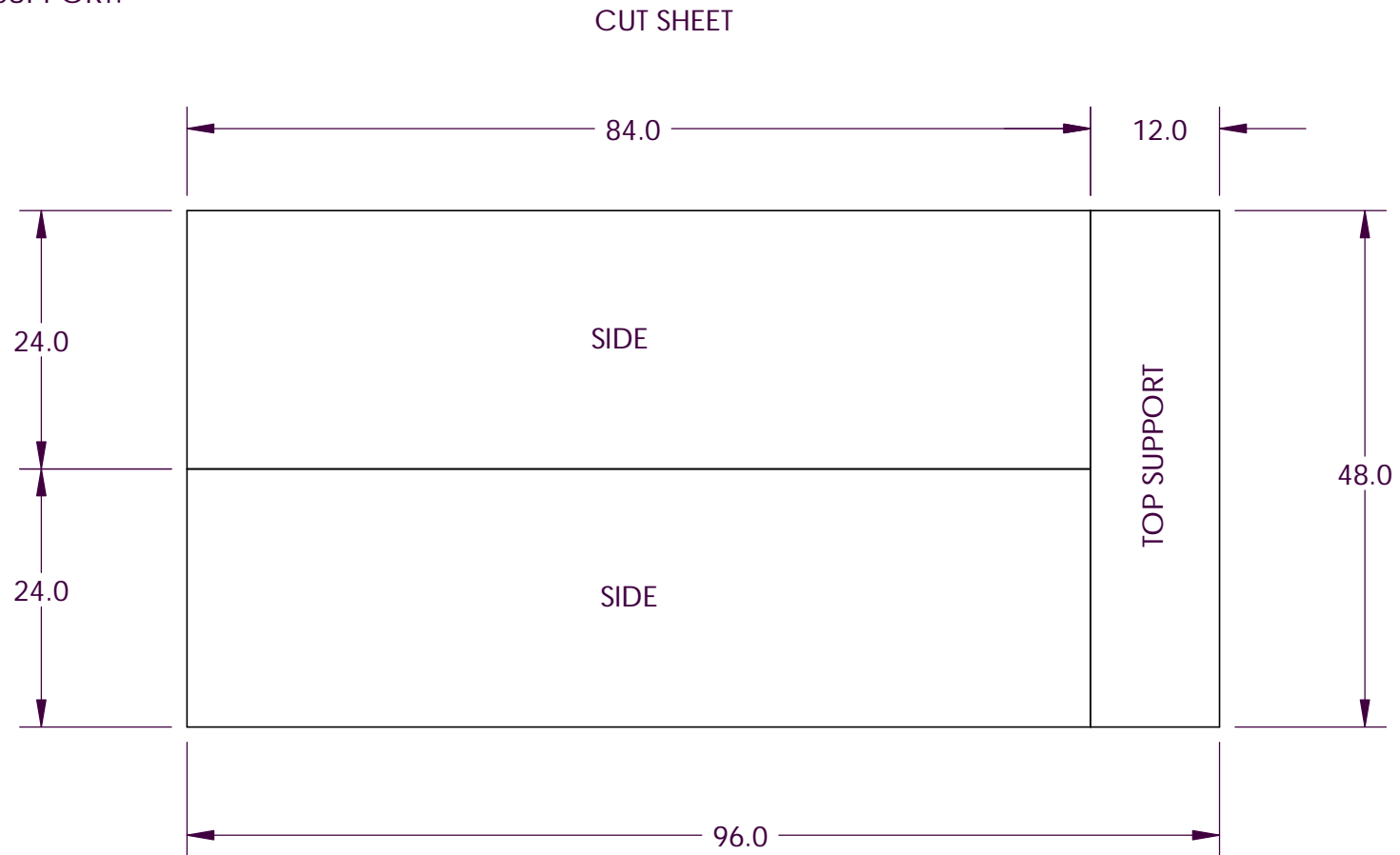
3

2

1

NOTES:

- 3. SEE SHEETS 4 & 5 FOR DETAILED DIMENSIONS OF SIDE AND SUPPORT.



TITLE:  
**Plykea Shelf Sheet 1**

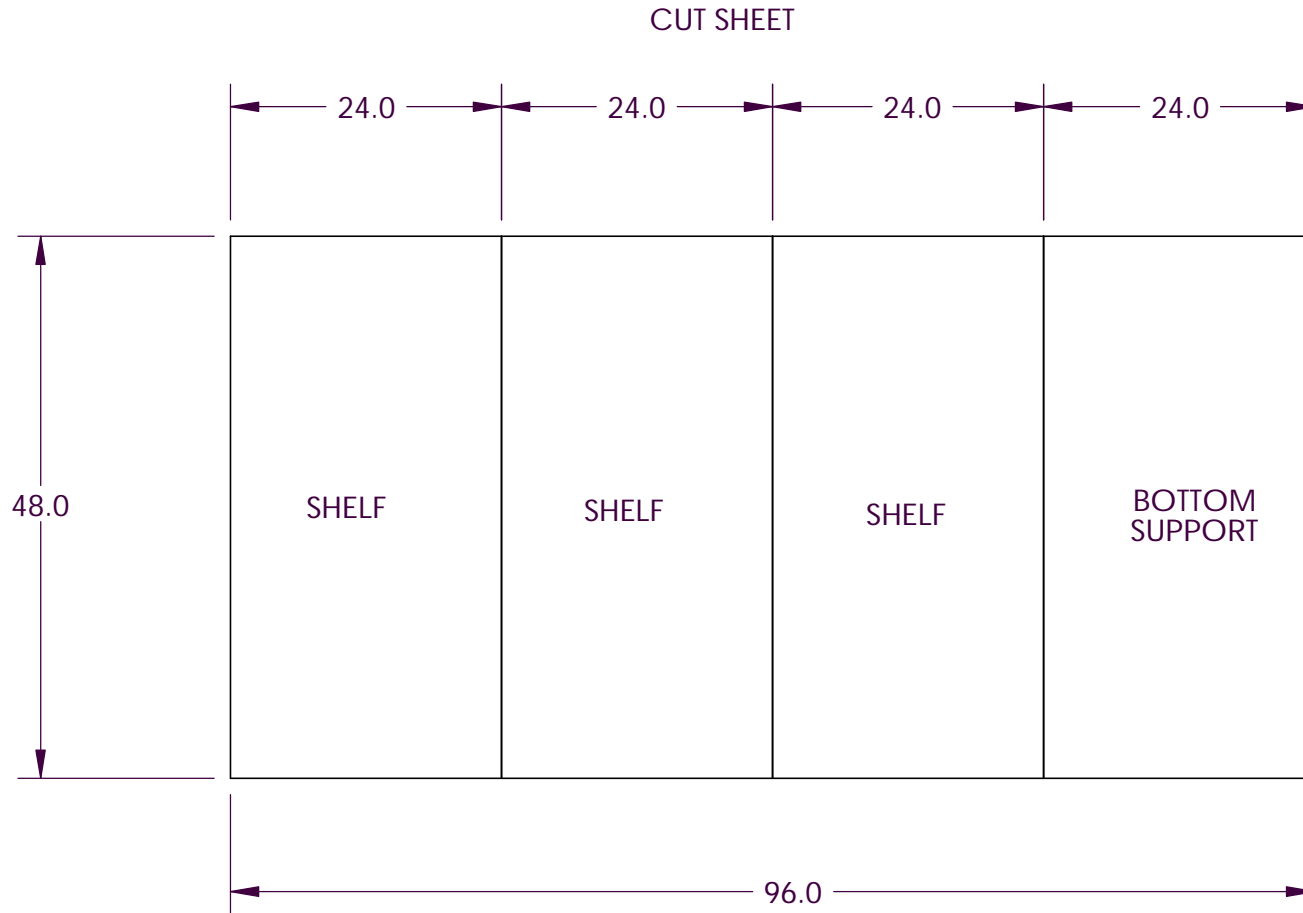
SIZE <b>A</b>	DWG. NO. <b>Plykea Shelves</b>	REV <b>A</b>
------------------	-----------------------------------	-----------------

SCALE: 1:16	SHEET 2 OF 6
-------------	--------------

**USE ONLY WITH PAYMENT OF ROYALTY**  
 © 2007 Playatech – All Rights Reserved. The information contained in this drawing is the sole property of Playatech, and was created to benefit the entire Burning Man community. This design may be used only after royalty payment as described at [www.playatech.com](http://www.playatech.com).

NOTES:

- 4. SEE SHEET 5 FOR DETAILED DIMENSIONS OF SHELVES AND TOP SUPPORT.

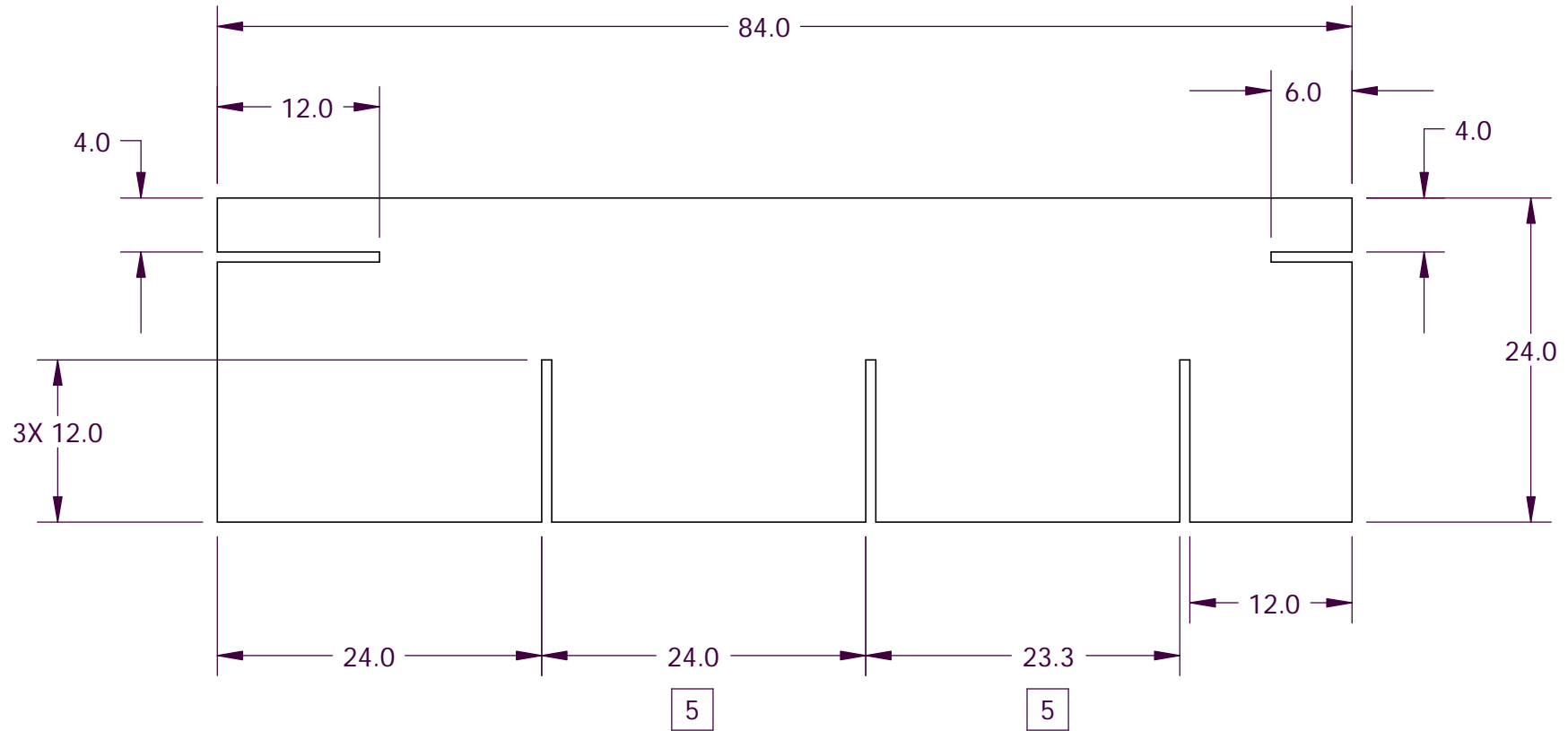


TITLE:		
Plykea Shelf Sheet 2		
SIZE	DWG. NO.	REV
<b>A</b>	Plykea Shelves	<b>A</b>
SCALE: 1:16		SHEET 3 OF 6

**USE ONLY WITH PAYMENT OF ROYALTY**  
 © 2007 Playatech – All Rights Reserved. The information contained in this drawing is the sole property of Playatech, and was created to benefit the entire Burning Man community. This design may be used only after royalty payment as described at [www.playatech.com](http://www.playatech.com).

NOTES:

- 5 SPACING BETWEEN SHELVES CAN BE CUSTOMIZED TO YOUR SPECIFIC NEEDS. JUST BE SURE TO CUT BOTH SIDES TO THE SAME DIMENSIONS.

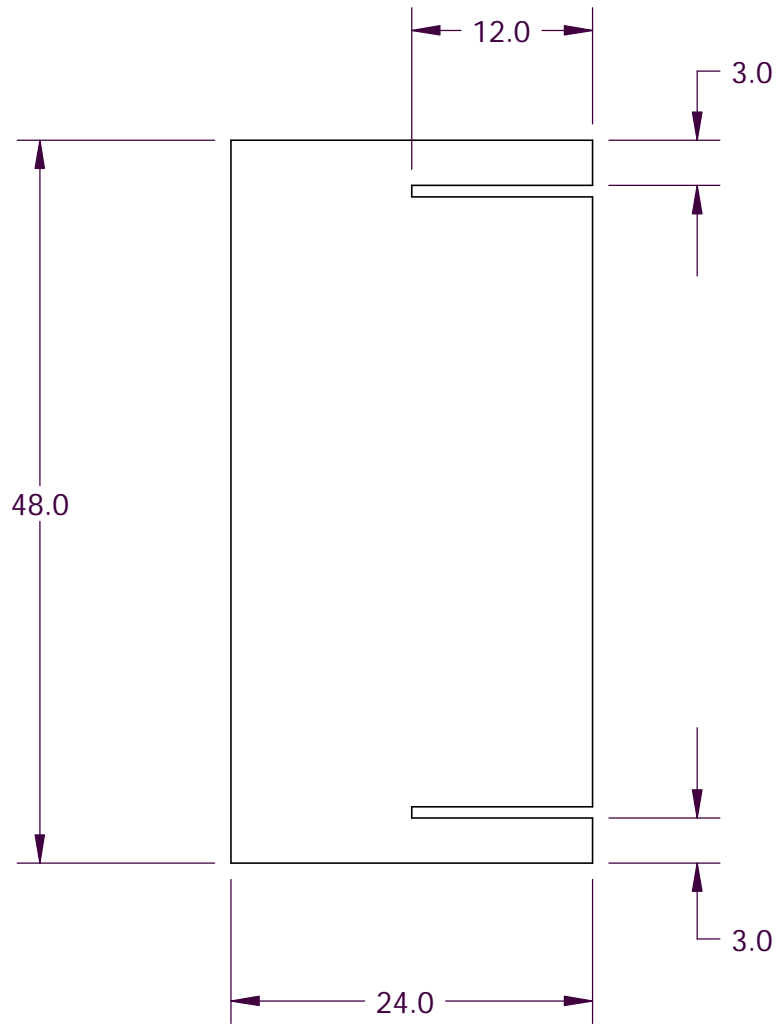


SIDE  
(2 REQUIRED)

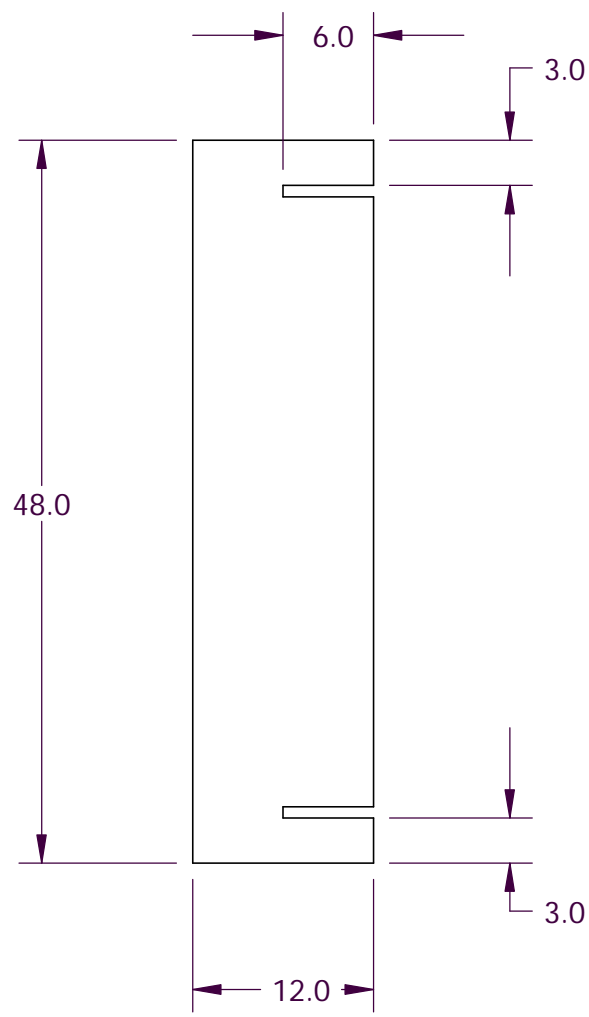


TITLE: <b>Plykea Shelf Side</b>		
SIZE <b>A</b>	DWG. NO. <b>Plykea Shelves</b>	REV <b>A</b>
SCALE: 1:12		SHEET 4 OF 6

**USE ONLY WITH PAYMENT OF ROYALTY**  
 © 2007 Playatech – All Rights Reserved. The information contained in this drawing is the sole property of Playatech, and was created to benefit the entire Burning Man community. This design may be used only after royalty payment as described at [www.playatech.com](http://www.playatech.com).



SHELF & TOP SUPPORT  
(4 REQUIRED)

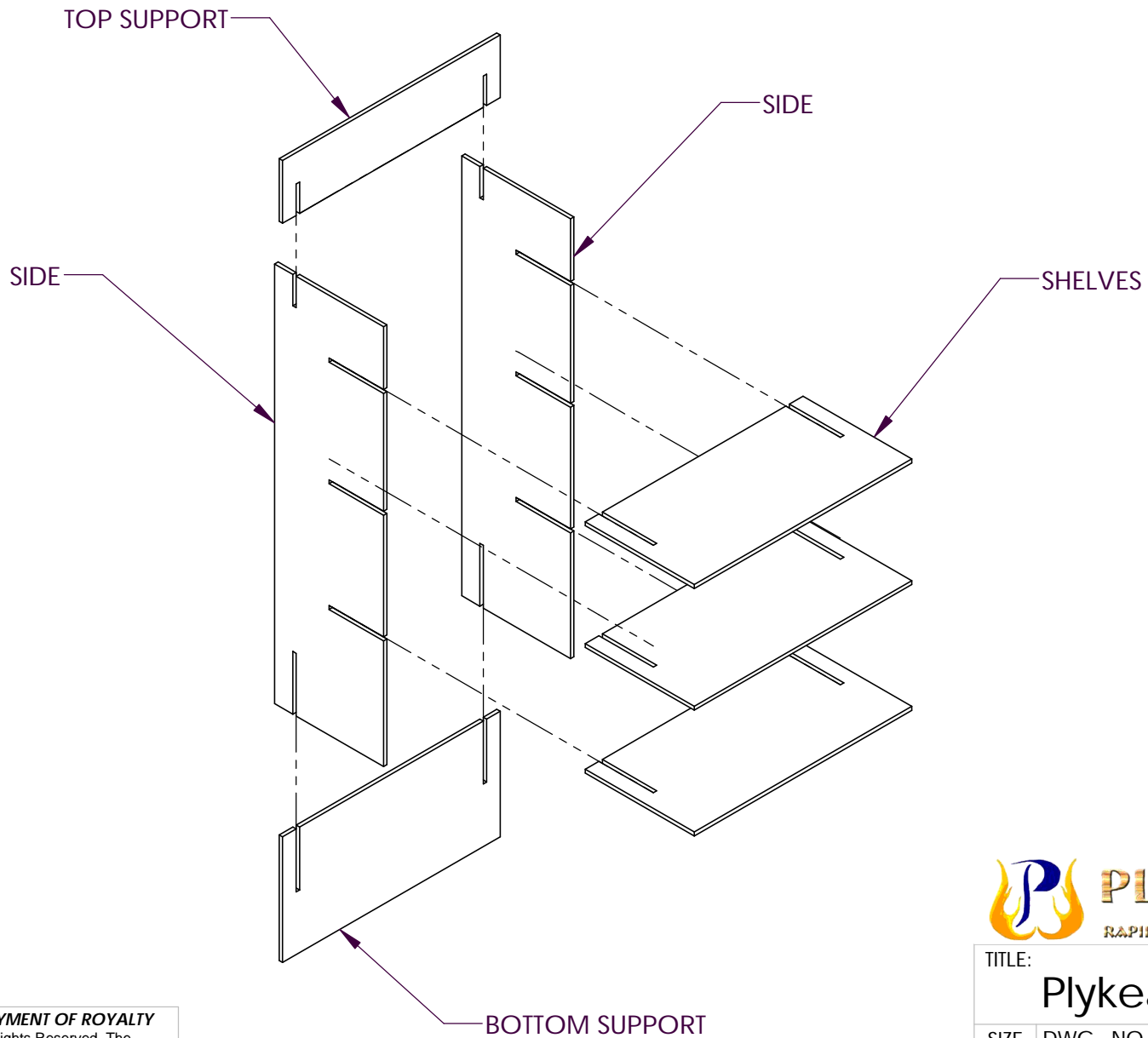


SUPPORT



TITLE: <b>Plykea Shelf Parts</b>		
SIZE <b>A</b>	DWG. NO. <b>Plykea Shelves</b>	REV <b>A</b>
SCALE: 1:12	SHEET 5 OF 6	

**USE ONLY WITH PAYMENT OF ROYALTY**  
 © 2007 Playatech – All Rights Reserved. The information contained in this drawing is the sole property of Playatech, and was created to benefit the entire Burning Man community. This design may be used only after royalty payment as described at [www.playatech.com](http://www.playatech.com).



TITLE:		
Plykea Shelves		
SIZE	DWG. NO.	REV
<b>A</b>	Plykea Shelves	<b>A</b>
SCALE: 1:24		SHEET 6 OF 6

**USE ONLY WITH PAYMENT OF ROYALTY**  
 © 2007 Playatech – All Rights Reserved. The information contained in this drawing is the sole property of Playatech, and was created to benefit the entire Burning Man community. This design may be used only after royalty payment as described at [www.playatech.com](http://www.playatech.com).